

## Candidate Profile

The Candidate Profile domain evaluates the provider's ability to recruit a strong, diverse cohort of candidates and prepare them to teach in the content areas of greatest need.

### Teachers in 3-Year Cohort: 33

#### Cohort Members per Year

Year	Value
2020	15
2021	4
2022	14

N-Size: 33

#### What is this metric?

This metric indicates the number of cohort members in each of the three years included in this report card.

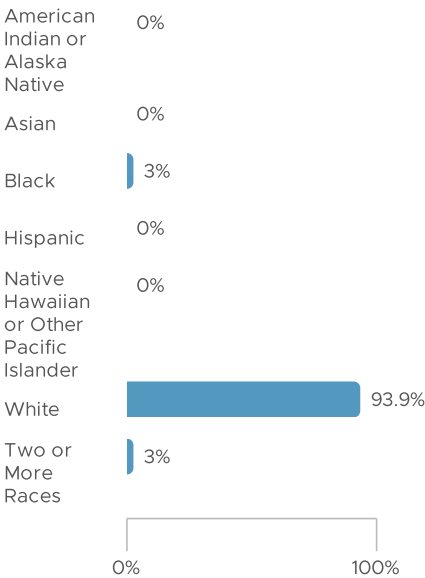
#### Performance

### Does Not Meet Expectations

#### What does this mean?

"Does Not Meet Expectations" means the provider received less than 50% of possible points. "Meets Expectations" means the provider received 50-74.9% of possible points. "Exceeds Expectations" means the provider received 75% or more of possible points.

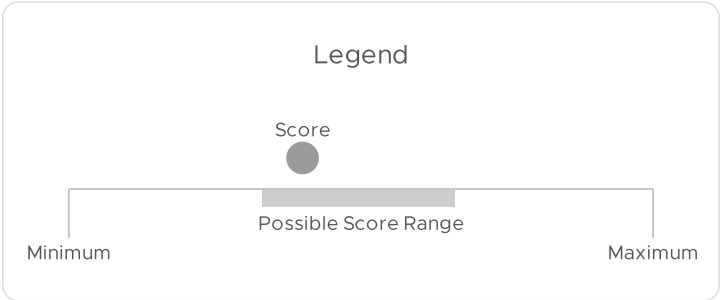
#### Cohort Members by Race



#### What does this mean?

This metric shows the racial and ethnic composition of the three-year cohort.

This domain includes two scored metrics.



#### Percentage of Racially Diverse Cohort Members




State Average: 16.2

N-Size: 33

#### What does this mean?

The score of **6.1** earned this EPP **1.73** out of **10** points possible.

#### Percentage of High-Demand Endorsements



State Average: 29.5

N-Size: 33

#### What does this mean?

The score of **15.2** earned this EPP **1.72** out of **10** points possible.