



You can make a difference for Tennessee's students.

Where will you begin?

[Browse Teacher Preparation Programs](#)

[Browse Leader Preparation Programs](#)

[Browse State Report](#)

Learn about becoming a teacher or school leader in Tennessee

Tennessee's Educator Preparation Report Card

Teachers impact every other profession in our state by developing people — equipping students with the critical knowledge, tools, and skills they need to succeed in post-secondary education, careers, and beyond. The knowledge and skills taught in educator preparation programs are vital to ensuring every student in Tennessee has a well-prepared teacher from Day 1 in the classroom. This Report Card uses multiple metrics to provide information about teacher and leader preparation in the state to shine a spotlight on each provider's strengths and areas to continue to grow.

In 2007, the Tennessee General Assembly passed legislation requiring the publication of a report on key metrics of educator preparation providers throughout the state. Several aspects of the report card are required by that legislation, including indicators on: placement and retention rates, scores on licensure exams, and teacher effect data based on Tennessee Value-Added Assessment System (TVAAS) scores. The report card also includes other key priority areas for the State Board. This information can help providers make program improvements and provide the public with information on important aspects of educator preparation in the state.

Leader prep

...

18

programs

...

1,548

leaders in
three-year cohort

Teacher prep

...

42

providers

...

8,669

teachers in
three-year cohort



Find the provider that meets your needs

Prospective Educators

Use this Report Card to identify providers that offer quality programs in your preferred content area.



Develop strong partnerships

School and District Staff

Data from the Report Card may help in your recruitment and hiring efforts, as well as building relationships with providers in your area.



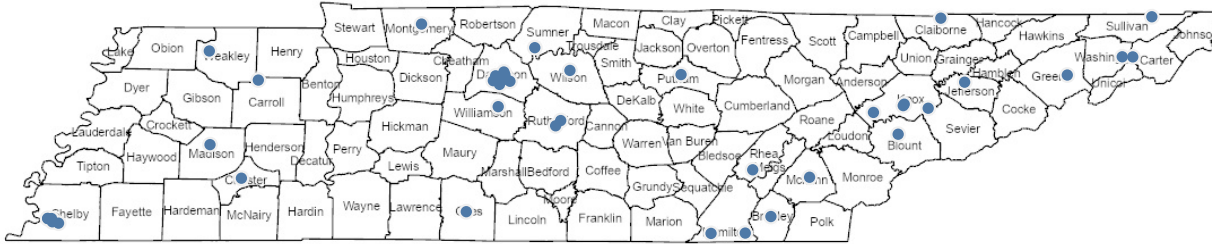
Learn from peer providers

Educator Preparation Providers

Find new ways to collaborate with colleagues at other providers that have strengths in areas you're looking to improve. Share best practices from your own programs.

Want more details?
[Learn More about This Report](#)

[Download the technical report, state-level data & other supplemental resources.](#)



| Program Types | Providers | Overall Rating | Provider Type | Teachers in 3-Year Cohort |
|--|---|----------------------------|---------------|---------------------------|
| <input checked="" type="checkbox"/> Baccalaureate <input checked="" type="checkbox"/> Occupational <input checked="" type="checkbox"/> Post-Baccalaureate | | | | |
| Provider Type <input checked="" type="checkbox"/> Alternative <input checked="" type="checkbox"/> Private <input checked="" type="checkbox"/> Public | | | | |
| Endorsement Area Type All | | | | |
| Endorsement Areas All | | | | |
| | Aquinas College | No Overall Rating | Private | 17 |
| | Austin Peay State University | Meets Expectations | Public | 489 |
| | Belmont University | Meets Expectations | Private | 142 |
| | Bethel University | Meets Expectations | Private | 55 |
| | Bryan College | Meets Expectations | Private | 29 |
| | Carson-Newman University | Meets Expectations | Private | 256 |
| | Christian Brothers University | Exceeds Expectations | Private | 43 |
| | Cumberland University | Meets Expectations | Private | 135 |
| | East Tennessee State University | Meets Expectations | Public | 526 |
| | Freed-Hardeman University | Meets Expectations | Private | 107 |
| | Johnson University | Meets Expectations | Private | 57 |
| | KCS EPP | Meets Expectations | Public | 64 |
| | King University | Meets Expectations | Private | 64 |
| | Lee University | Does Not Meet Expectations | Private | 392 |
| | Lincoln Memorial University | Meets Expectations | Private | 118 |
| | Lipscomb University | Exceeds Expectations | Private | 575 |
| | Maryville College | Meets Expectations | Private | 34 |
| | Memphis Teacher Residency | Exceeds Expectations | Alternative | 73 |
| | Middle Tennessee State University | Meets Expectations | Public | 764 |
| | Milligan University | Meets Expectations | Private | 58 |
| | Nashville Teacher Residency | Meets Expectations | Alternative | 51 |
| | Relay Graduate School of Education | Meets Expectations | Private | 164 |
| | Rhodes College | Meets Expectations | Private | 17 |
| | Rutherford Teach Now | Meets Expectations | Public | 133 |
| | South College | Does Not Meet Expectations | Private | 18 |
| | Southern Adventist University | No Overall Rating | Private | 57 |
| | Teach For America - Memphis | Exceeds Expectations | Alternative | 148 |
| | Teach For America - Nashville-Chattanooga | Exceeds Expectations | Alternative | 155 |
| | Tennessee State University | Exceeds Expectations | Public | 81 |
| | Tennessee Technological University | Meets Expectations | Public | 780 |
| | Tennessee Wesleyan University | Meets Expectations | Private | 94 |
| | Trevecca Nazarene University | Meets Expectations | Private | 93 |
| | Tusculum University | Meets Expectations | Private | 147 |
| | Union University | Exceeds Expectations | Private | 168 |
| | University of Memphis | Meets Expectations | Public | 371 |
| | University of Tennessee - Chattanooga | Meets Expectations | Public | 446 |
| | University of Tennessee - Knoxville | Exceeds Expectations | Public | 608 |
| | University of Tennessee - Martin | Meets Expectations | Public | 768 |
| | University of Tennessee - Southern | Does Not Meet Expectations | Public | 26 |
| | Vanderbilt University | Exceeds Expectations | Private | 303 |
| | Welch College | Exceeds Expectations | Private | 33 |
| | Western Governors University | No Overall Rating | Private | 10 |
| | | | | |

University of Tennessee - Southern

433 W Madison St, Pulaski, TN

<https://utsouthern.edu/>



Select a Page to View

About this Provider

The mission of University of Tennessee Southern's Grissom School of Education is the development of education professionals who are prepared to participate in professional, social, and technological change; who are committed to lifelong learning, service, and continuing professional development through inquiry and reflective practice; and who work in partnership with a range of constituents to effect change at the local level.

University of Tennessee Southern is a liberal arts university of opportunity for students of varying talent levels and provides them with a transformational experience. UT Southern strives to maintain a focus on its core function of developing women and men within its liberal arts and sciences for careers and a life of continued learning. That focus can only be accomplished within an intentionally diverse community that nurtures intellectual, social and personal development. UT Southern seeks to develop students from diverse backgrounds including first generation college students, gender, socio-economic status, and ethnicity. UT Southern embraces its distinctive character and is proud of the way it impacts its students, community, region, and even the world. We find fulfillment in the accomplishments of our graduates. The University of Tennessee Southern, Grissom School of Education has been instrumental not only in fulfilling the campus mission, but also in meeting the needs of a rural region, preparing educators for K-12 schools in the south-central Tennessee counties, 12 of which are classified as poor and rural. The School of Education has provided reflective educators prepared for service who are passionate about making a difference in the lives of K-12 students. UT Southern prepares candidates through the Grow Your Own program, job-embedded pathway as well as traditional teacher preparation training.

Provider Type

Public

Program Types Offered

Baccalaureate

Post-Baccalaureate

Endorsement Areas Offered

Biology

Elementary Education

English

History

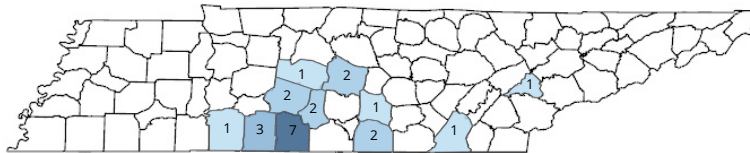
Mathematics

Physical Education

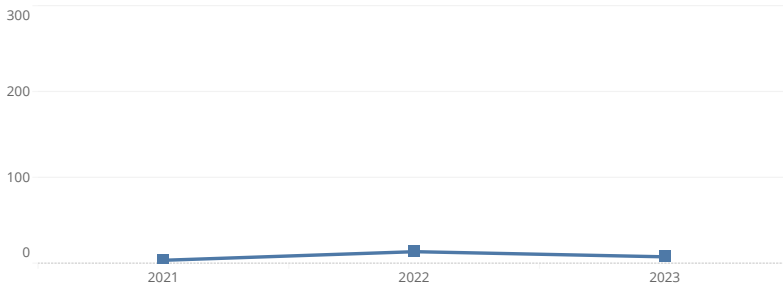
Special Education - Interventionist

Teacher Placement Across Tennessee

The map below shows where this provider's cohort members are employed in Tennessee. Click [here](#) for more details.



Cohort Members per Year

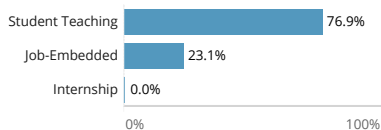


N-Size: 26

What is this metric?

This metric indicates the number of cohort members in each of the three years included in this report card.

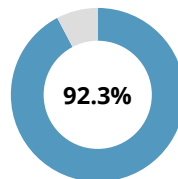
Clinical Practice Type



What is this metric?

This metric reports the breakdown of cohort members based on the type of clinical practice they completed during their program.

Candidates In-State



N-Size: 26

What is this metric?

This metric indicates the percentage of cohort members who report Tennessee as their state of residence.

Foundational Literacy Standards Review

Meets Expectations

What is this metric?

The Tennessee Department of Education reviews each educator preparation provider's implementation of instruction aligned with Tennessee's foundational literacy skills standards. This metric reports the results of that review.



State of Tennessee

710 James Robertson Pkwy, Nashville, TN

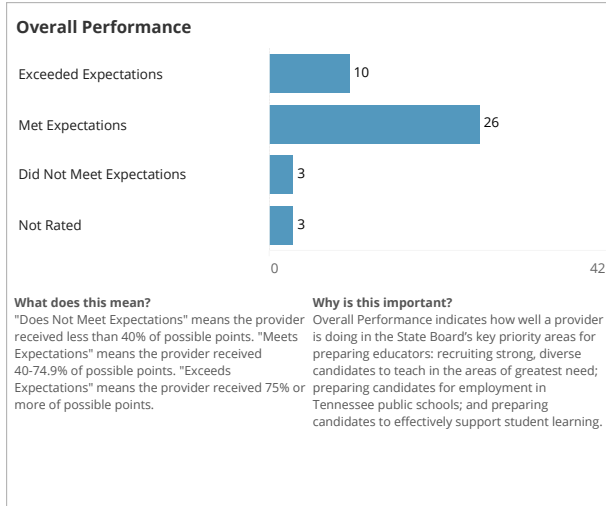
<https://www.tn.gov/education>

Select a Page to View

Overview

Performance

This page shows how many providers are in each performance category.



Domains

The charts below show the distribution of performance on the four scored domains of the Report Card.

